

Note

CALORIMETRIC STUDY OF THE REACTION BETWEEN LANTHANOID TRIFLUOROMETHANESULPHONATES AND DIMETHYLFORMAMIDE (DMF) IN ETHANOLIC SOLUTION

L.B. ZINNER and G. VICENTINI

Universidade de São Paulo, Instituto de Química, C.P. 20.780, CEP 01498, São Paulo, SP (Brazil)

D.M. ARAÚJO MELO and O.A. OLIVEIRA

Universidade Federal do Rio Grande do Norte, Departamento de Química, CEP 59.000, Natal, RN (Brazil)

(Received 13 August 1990)

INTRODUCTION

The reaction of hydrated lanthanoid trifluoromethanesulphonates with DMF, giving rise to complexes of general composition $[\text{Ln}(\text{DMF})_3(\text{H}_2\text{O})_6]-(\text{CF}_3\text{SO}_3)_3$, was studied [1]. The compounds were characterised by several techniques [1] including thermal decomposition [2].

This paper reports on the calorimetric study of the reaction between hydrated lanthanoid trifluoromethanesulphonates and DMF in ethanolic solution which was carried out in order to determine the dissolution standard enthalpies and acid–base enthalpies for the reaction of the hydrated salt with DMF.

EXPERIMENTAL

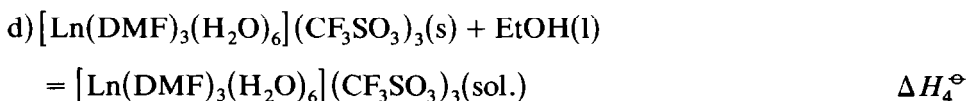
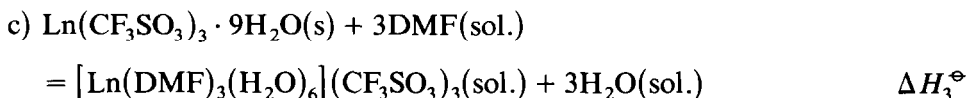
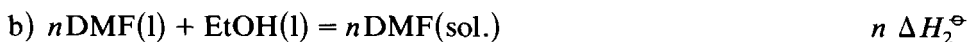
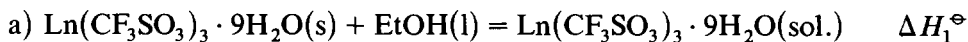
The hydrated salts of composition $\text{Ln}(\text{CF}_3\text{SO}_3)_3 \cdot 9\text{H}_2\text{O}$ were prepared by reaction of basic lanthanoid carbonates with trifluoromethanesulphonic acid in aqueous solution, followed by evaporation of the solution. The crystals were separated and stored in a desiccator over anhydrous calcium chloride. The DMF and anhydrous ethanol were Merck products.

A calorimetric system constructed at the Federal University of Rio Grande do Norte [3] was used. For enthalpy determination, the substances were sealed in very thin walled vials.

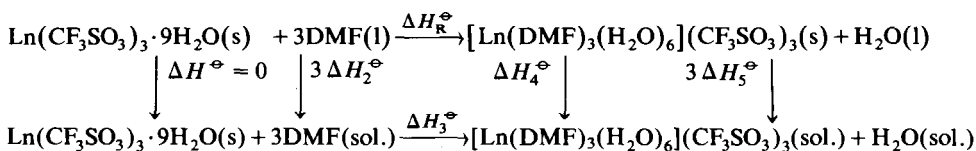
After temperature and pressure equilibration ($P^\ominus = 10\,1325\text{ Pa}$ and $T^\ominus = 298.15\text{ K}$), the vials were broken.

GENERAL CONSIDERATIONS

The standard dissolution enthalpies for the following systems were determined:



The standard acid-base enthalpies, ΔH_R^\ominus , were based on the thermodynamic cycle



Thus

$$\Delta H_R^\ominus = 3 \Delta H_2^\ominus + \Delta H_3^\ominus - \Delta H_4^\ominus - 3 \Delta H_5^\ominus$$

ΔH in the several processes was calculated from the equation

$$\Delta H = -w \frac{d_r}{d_{\text{calc.}}}$$

where d_r and d_{calc} are the dissolution distances and an electrical calibration of the calorimeter, respectively, in the enthalpogram, and $-w$ is the electrical work involved in the transition between temperatures T_1 and T_2 due to the processes, assuming that the calorimeter is isoperibolic. The average values of ΔH_i^\ominus were determined by performing several measurements at different concentrations and applying the minimum square-root technique.

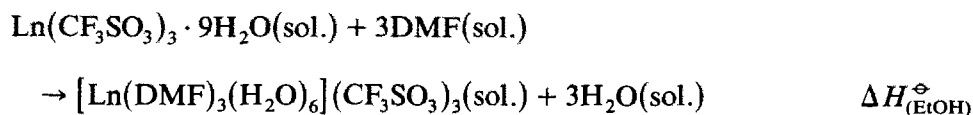
RESULTS AND DISCUSSION

Table 1 lists the enthalpies calculated for the several processes involving hydrated lanthanum, neodymium, gadolinium and dysprosium salts and complexes. Table 2 shows the standard acid-base enthalpy values, ΔH_R^\ominus .

TABLE 1
Standard enthalpies

Ln	Equation	ΔH_i^\ominus (kJ mol ⁻¹)
La	a) ΔH_1^\ominus	10.39 ± 0.10
Nd	ΔH_1^\ominus	18.56 ± 0.19
Gd	ΔH_1^\ominus	11.35 ± 0.08
Dy	ΔH_1^\ominus	4.90 ± 0.04
La	c) ΔH_3^\ominus	3.65 ± 0.05
Nd	ΔH_3^\ominus	4.70 ± 0.07
Gd	ΔH_3^\ominus	2.66 ± 0.01
Dy	ΔH_3^\ominus	1.00 ± 0.5
La	d) ΔH_4^\ominus	44.79 ± 0.6
Nd	ΔH_4^\ominus	79.02 ± 0.01
Gd	ΔH_4^\ominus	35.08 ± 0.21
Dy	ΔH_4^\ominus	22.10 ± 0.10
-	b) ΔH_2^\ominus	0.89 ± 0.10
-	e) ΔH_5^\ominus	-1.86 ± 0.10

With these results it is possible to determine the standard acid-base enthalpies in ethanolic solution for the equation



Thus

$$\Delta H_{(\text{EtOH})}^\ominus = \Delta H_3^\ominus - \Delta H_1^\ominus \quad (\text{See Table 2})$$

It is also possible to note from Table 2 that the acidity increases from lanthanum to neodymium and then decreases, following the order: $\text{Nd}^{3+} > \text{La}^{3+} > \text{Gd}^{3+} > \text{Dy}^{3+}$.

TABLE 2
Standard acid-base enthalpies, ΔH_R^\ominus and $\Delta H_{(\text{EtOH})}^R$

Ln	ΔH_R^\ominus (kJ mol ⁻¹)	$\Delta H_{(\text{EtOH})}^R$ (kJ mol ⁻¹)
La	-38.5 ± 0.62	-6.74 ± 0.11
Nd	-71.65 ± 0.16	-13.86 ± 0.20
Gd	-29.75 ± 0.26	-8.69 ± 0.08
Dy	-18.4 ± 0.53	-3.90 ± 0.50

ACKNOWLEDGEMENTS

One of the authors (D.M.A.M.) is much indebted to Conselho Nacional de Desenvolvimento Científico e Tecnológico (CNPq) for a fellowship for a Ph.D. Thesis at the University of São Paulo.

REFERENCES

- 1 D.M.A. Melo, G. Vicentini, L.B. Zinner, C.A. De Simone and E.E. Castellano, *Inorg. Chim. Acta*, 146 (1988) 123.
- 2 J.E.X. Matos, D.M. Araújo Melo and L.B. Zinner, *Thermochim. Acta*, 120 (1987) 351.
- 3 D.M.A. Melo, Síntese, Propriedades, Estruturas e Termoquímica de Compostos de Adição entre Trifluorometanosulfonatos de Lantanídeos(III) e a *N,N*-Dimetilformamida (DMF), Ph.D. Thesis, University of São Paulo, 1989.